



Emaux

pool equipment

SuperPower

pump



Emaux has been working designing & manufacturing swimming pool pumps to get reliable ones.. The direct approach with the market tells us that there's a need for strong, reliable and very performant pump to suit the professionals needs on new installations and retrofit. And we listen our customers, the result the SuperPower pump.



why SuperPower

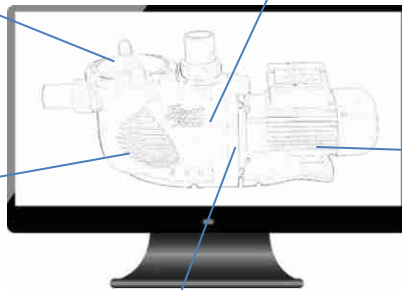
Tool-free ring locking



Corrosion proof impeller.
Stainless steel shaft
AISI316



Direct replacement for other pumps



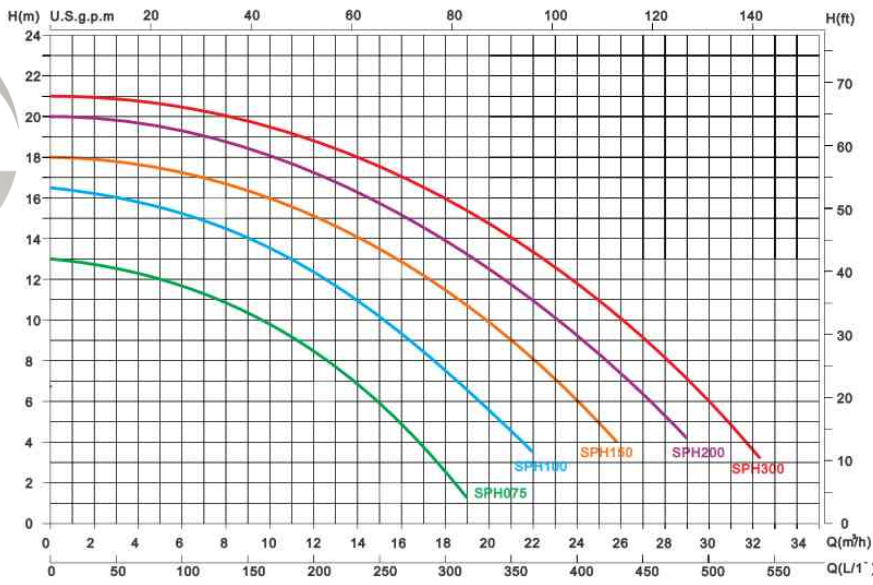
Quiet operation 65dB @ 1m.



Easy service design, only 4 bolts to disassemble completely.

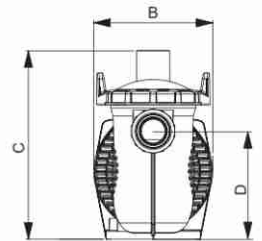
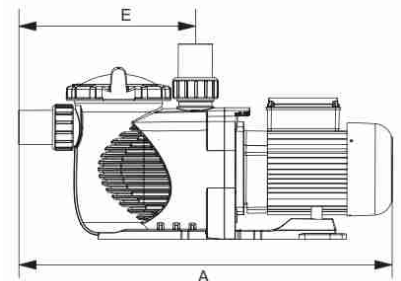


www.emauxgroup.com



220V 50 Hz	220V 60 Hz	model	In/out (thread) (adaptor 50 mm glue included)	Power
88029604	88029704	SPH075	1 ½" (internal) / 2" (external)	0.55 kW / 0.75 HP
88029605	88029705	SPH100	1 ½" (internal) / 2" (external)	0.75 kW / 1.0 HP
88029607	88029707	SPH150	1 ½" (internal) / 2" (external)	1.1 kW / 1.5 HP
88029608	88029708	SPH200	1 ½" (internal) / 2" (external)	1.5 kW / 2.0 HP
88029609	88029709	SPH300	1 ½" (internal) / 2" (external)	2.2 kW / 3.0 HP

model	A mm	B mm	C mm	D mm	E mm	Kg	Cond. (220V)
SPH075	652	215	340	195	308	13.61	20 μF
SPH100	652	215	340	195	308	13.64	25 μF
SPH150	652	215	340	195	308	13.64	25 μF
SPH200	652	215	340	195	308	13.66	30 μF
SPH300	682	215	340	195	308	21.25	35 μF



main features

Motor

- .IP55 Class F .2850 rpm .220/380V 50Hz .Asynchronous two poles
- .Thermal or Over Current protection
- . Bearing type: Deep groove ball bearing (NSK 6204), temperature rating 120 °C

Operating conditions

- .Water temperature range 5 – 50°C .Ambient 45°C . Max. working pressure 2.5 bar

Materials

- .Pump casing ABS + % glass filled .Impeller PPO (SABIC) .Motor shaft SS316 .Strainer basket and base in PP + % Glass filled .Seals bellows-EPDM stationary face-SiC rotating face-Graphite Spring-SS316

Features

- .Direct replacement for other model pumps .Quiet operation 65 DB@1m .Corrosion proof impeller with smooth & wide opening to prevent clogging or fouling .Thermoplastic casing & internals .Stainless Steel motor shaft for corrosion resistance & extended life .Self-priming up to 12' above water level .Easy service design, motor and entire drive group assembly can be removed, without disturbing pipe or mounting connections, by disengaging 4 bolts only
- .Transparent lid for quick inspection .Tool-free ring locking, simple maintenance.